

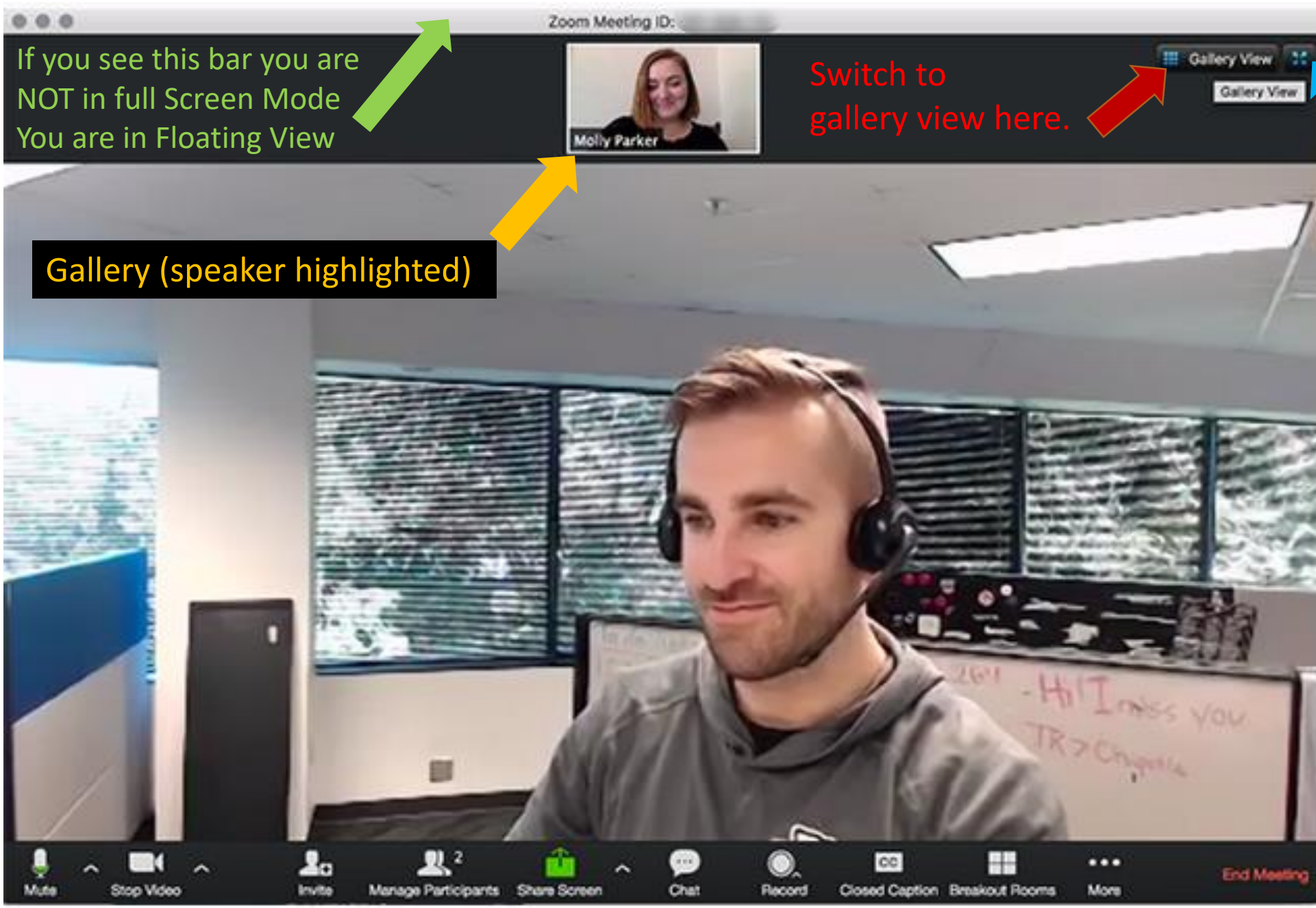
# Basic Zoom Tutorial



**IMAGES ALBERTA**  

---

**CAMERA CLUB**



If you see this bar you are NOT in full Screen Mode You are in Floating View



Switch to gallery view here.



Switch to Full Screen Mode here

Needs to be in this floating view mode to drag zoom to your zoom application to your other monitor for dull screens

Gallery (speaker highlighted)

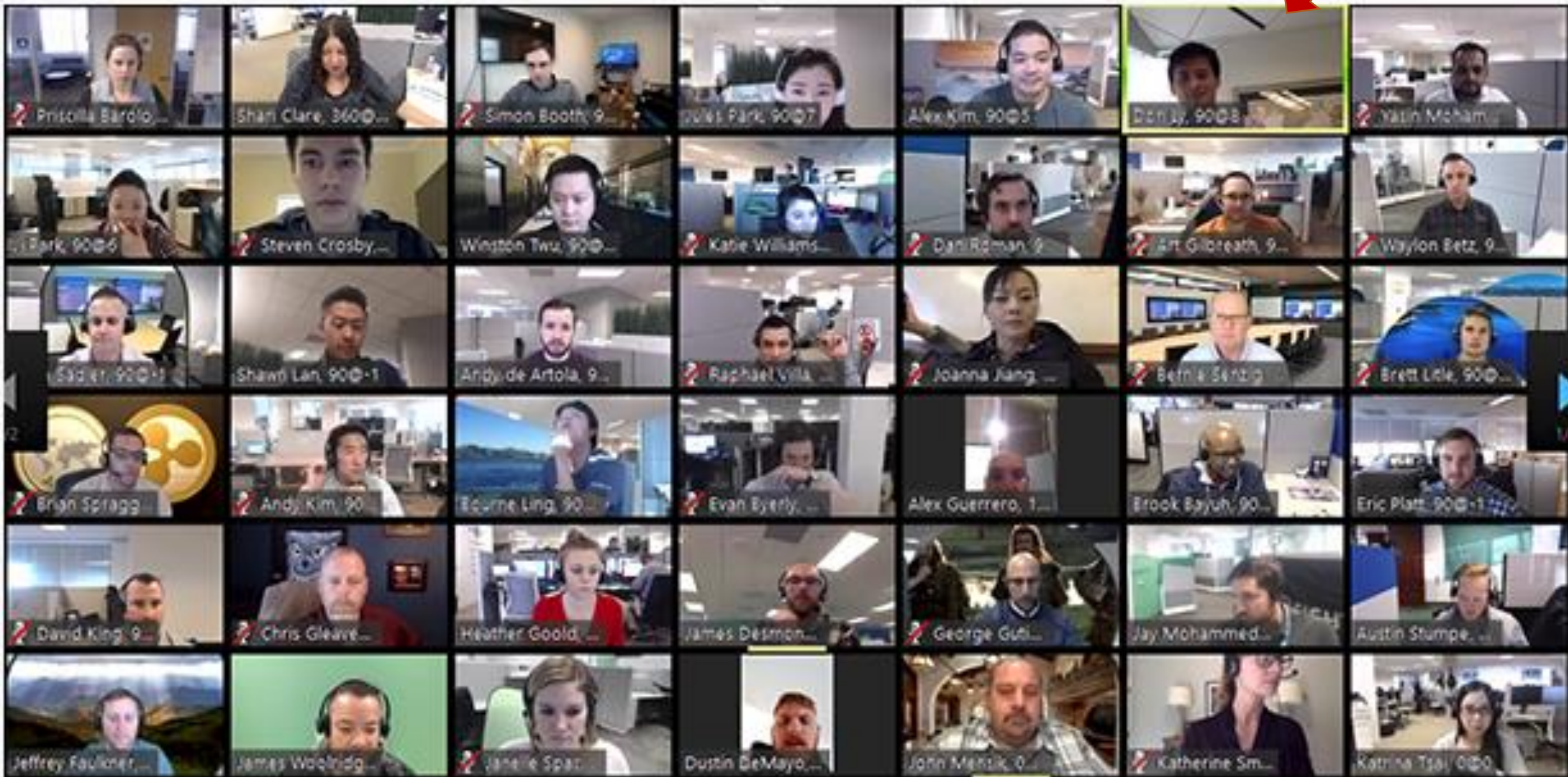
Active Speaker View

Highlights speaker in large window.



# Gallery View

Speaker  
Highlighted



The Presenter will share their screen  
for the presentation.

The next 2 slides are for desktop computers.

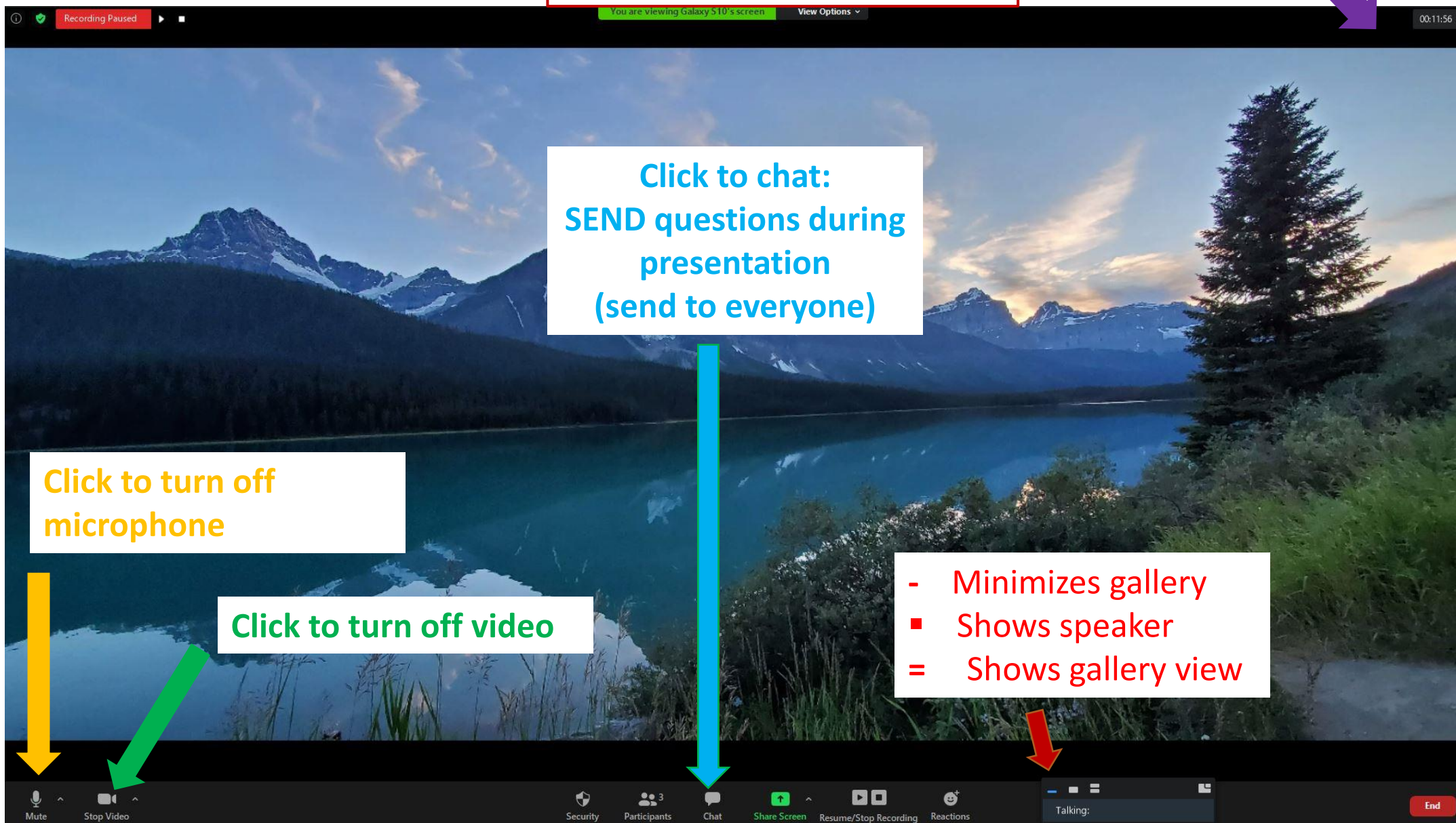
The 3<sup>rd</sup> slide is for Tablets and Smartphones



# Full Screen Mode

You can temporarily turn on your microphone by continually pressing the space bar

Double click to exit full screen mode  
Or use ESC key



Click to chat:  
SEND questions during presentation  
(send to everyone)

Click to turn off microphone

Click to turn off video

- Minimizes gallery
- Shows speaker
- = Shows gallery view

# Full Screen / Side by Side.



Click "Side by Side"  
To turn off select it again

The screenshot shows a Zoom meeting interface. At the top, there is a status bar with "Recording Paused", "You are viewing Galaxy S10's screen", "View Options", "00:13:20", "Speaker View", and "Exit Full Screen". The main area displays a large landscape video of a lake and mountains. On the right side, there is a gallery of participants, including "Galaxy Tab A (2...)" and "Nora Hartfelder". At the bottom, there is a control bar with "Mute", "Stop Video", "Security", "Participants", "Chat", "Share Screen", "Resume/Stop Recording", "Reactions", and "End".

Recording Paused

You are viewing Galaxy S10's screen

View Options

00:13:20

Speaker View

Exit Full Screen

Galaxy Tab A (2...)

Nora Hartfelder

Galaxy S10

Mute

Stop Video

Security

Participants

Chat

Share Screen

Resume/Stop Recording

Reactions

End

Drag bar to change  
size of gallery and  
presentation





# Tablet or Smartphone

Rotate device to watch presentation in landscape

Tap on screen to pull up bottom bar if you DO NOT see it.

Click to chat:

Click bubble and accept to turn on microphone

If audio isn't working, please use earphones with microphone **AND/or** turn off all apps with sound

Click to turn off microphone

Click to turn off video

We will stop presentation periodically to ask questions via microphone  
For tablet and smartphone users

