



imagery

IMAGES ALBERTA CAMERA CLUB

Edmonton, Alberta

NEXT CLUB MEETINGS 8p.m. Pleasantview Community Hall, 10860 - 57 Avenue,

January 2011

Volume 35 - 05

JANUARY 2011

| S | M | T | W | T | F | S |
|----------|----------|----|----|----|----|----|
| | | | | | | 1 |
| 2 | 3 | 4 | 5 | 6 | 7 | 8 |
| 9 | 10 | 11 | 12 | 13 | 14 | 15 |
| 16 | 17 | 18 | 19 | 20 | 21 | 22 |
| 23 30 | 24 31 | 25 | 26 | 27 | 28 | 29 |

FEBRUARY 2011

| S | M | T | W | T | F | S |
|----|----|----|----|----|----|----|
| | | 1 | 2 | 3 | 4 | 5 |
| 6 | 7 | 8 | 9 | 10 | 11 | 12 |
| 13 | 14 | 15 | 16 | 17 | 18 | 19 |
| 20 | 21 | 22 | 23 | 24 | 25 | 26 |
| 27 | 28 | | | | | |

Meetings are held at 8 PM on the 2nd and 4th Thursday of each month from September to May (except December when there is only one meeting on the 2nd Thursday).

INSIDE THIS ISSUE:

| | |
|---------------------------------|----|
| Lunacy continued | 2 |
| Outings Schedule | 3 |
| Thank You! | 3 |
| New Year's Resolutions | 4 |
| Outings Articles | 5 |
| Program | 6 |
| Competition Themes | 6 |
| Travel Photographer Of The Year | 6 |
| Workshop Schedule | 7 |
| Freeman Patterson In Calgary | 8 |
| Competition Results | 8 |
| Contacts | 12 |

Pure Lunacy!

Compiled photos and tips from Calvin Binnema, Barry Headrick, Darlene Young and Quincey Deters



The origins of the word lunacy relate to a 'temporary insanity believed to be related to phases of the moon'. Mass lunacy broke out last month amongst IMAGES members who braved the minus 20 temperatures to risk frostbitten toes, fingers and battery failure, and those who outsmarted the weather by ducking in and out of doors to capture the latest phase of a full eclipse.

Calvin Binnema:

Shots included:
3 shots from 2010-12-21 combined in one image, from left to right (all ISO 200, f/8, focal length 300mm)
1/3 sec; 2.5 sec (+.2 in Lightroom); 1.6 sec (+.85 in Lightroom)

Equipment used: Olympus E-500 Volt; 80-300 mm Olympus Zuiko lens set at maximum zoom. Smaller sensor meant shoot at a low ISO; I used ISO 200.



© Calvin Binnema

Tips:

- Try at least 5 different exposure settings at 1.5 to 2 stop intervals at each stage of the eclipse for the mentioned magnification, don't use longer than 2.5 second shutter openings unless you want motion blur.
- If you are using manual focus I hope you have true manual focus. Olympus lenses use focus by wire, which is annoying.
- When moon is still at least 30% lit, expose for the lit side for more interesting results but when the moon approaches totality, expose for the darkened side for more interesting details.
- Interesting note: Totally eclipsed there is still always a variation in shading and colour. The darker portion usually a shade of orange (due to sun refracting through stratosphere), the lighter edge a bluish turquoise hue (due to ozone layer).
- Finally, take time to view the eclipsed moon through a good pair of binoculars and be amazed; it will pop out from the black sky behind. The 3-dimensional nature of moon will be more obvious than through a single camera lens.



Pure Lunacy...continued!

Barry Headrick

Barry's sidebar was the inspiration to seek out images and advice from other members. It is amazing that he was able to handhold these shots: apparently Nikon's 'Vibration Reduction' technology can overcome shivering!

Darlene Young

Here are my favorites from this years awesome Eclipse on the Solstice.



© Darlene Young

My camera settings are quite simple. For the bright moon shots I stick with ISO 100, f8 - f10, and a shutter speed around 1/100th of a second. As the moon darkens I up the ISO to 400, f5.6, shutter speed of 1 sec. For these shots I used my 70-300 and shot with the Olympus E3



© Darlene Young

My biggest tip is get out there and practice even when the moon isn't full. Use a tripod and remote to keep your shots steady. As well I use a 1sec Anti-Shock setting on my camera so that any shake I would get does not affect the photo.

Quincey Deters:

Here is one of the images I captured during the lunar eclipse. I took this shot from my downtown apartment at 1:53 am on Dec. 21, 2010.

It was soooooo cold that night. Sometimes I wish the camera had the temperature built into the metadata. Those of us shooting it were lucky it didn't take a lot longer for the full eclipse to occur. It was getting late into the night when the moon became completely red and by that time it was REALLY cold. I kept running out on the balcony, shooting like mad for a few minutes, then running back in to warm up before the next round. I am thankful that the skies were quite clear and we were fortunate to see the eclipse, many others were not. I am glad I managed to stay awake for it and capture some great lunar images.

Technical Data:

Nikon D300 ~ 70-300mm lens
~ Manual Mode w/ Auto Focus
Focal Length 300mm
Aperture F/8
Exposure Time 2.5 sec
ISO Speed ISO-500
Exposure Compensation -2 step

I might add that this was the breaking point in my decision to purchase a new 70-300mm lens with Manual Focus. Although I was able to use Auto Focus on this night shot, as it was very bright, that is not always the case.



© Quincey Deters

Manual Focus is a must for sharp night photography.

Thank you Calvin, Barry, Darlene and Quincey for sharing!

Lunar Eclipse



December 21, 2010
1:10 a.m.
f4.0 at 1/3200 sec



December 21, 2010
1:35 a.m.
f4.0 at 1/200 sec



December 21, 2010
1:37 a.m.
f4.0 at 1/100 sec



December 21, 2010
1:46 a.m.
f4.0 at 1/60 sec



December 21, 2010
1:52 a.m.
f4.0 at 1/30 sec

All Images

Nikon D3
Nikon 70 - 200 2.8 VR II
Nikon 1.4 x teleconverter
280 mm
ISO 6400
hand-held

© Barry Headrick 2010

Outings 2010 - 2011

Calvin Binnema, Outings Chair



| | |
|---|---|
| Jan 8 - Mar 5 2011 | WINTERLIGHT FESTIVAL Photograph the 9 events of Edmonton's 2011 Winterlight Festival: |
| Jan 13-23..... | Ice On Whyte Festival (Jan 13-23): Ice sculpture carving at one of Canada's marquee ice sculpture event. Admission is \$5 |
| Jan 22,..... 6:45-8:00pm | Flashpoint: Freestyle skiers compete in the spotlights at Edmonton Ski Club. |
| Jan 29..... | Illuminations: Circus Orange performs stunts, pyrotechnics at Churchill Square. |
| Feb 4,5 | Common Ground: Aboriginal cultural events at Giovanni Caboto Park. |
| Feb 18-21 | Silver Skate Festival: Speed-skating, snow sculptures, night lights at Hawrelak Park. |
| Feb 21 | Family Day : Fun shows, wagon rides, family activities at Churchill Square. |
| Feb 25, 26 | Mill Creek Adventure Walk (Artistic lighting along Mill Creek ravine). |
| Mar 5 | Star Party: Astronomy presentations, photograph night sky away from light pollution at Elk Island Park. More Details on each event at http://www.winterlight.ca/joomla/2011-events/winter-2011-events.html |
| Saturday Feb 26 9AM—3:45PM | UKRAINIAN CULTURAL HERITAGE VILLAGE Follow Highway 16 east to Ukrainian Village (just east of Elk Island National Park). Meet in the main building. Dress warm, this is an outdoor shoot. Some buildings are heated, some are not. <i>Pre-Registration Including \$5.00 Fee Required</i> |

Thank You!

By Perry Dixon

Well it is almost the end of another year and we all celebrated our last meeting for 2010 with a great evening of snacks, friendship and photography.

This is now my second year with the club. I wanted to take this opportunity to thank everyone for two most enjoyable years, for the friendships, the sharing of photographic tips and for the encouragement to push the envelope in developing my photographic skills through participating in the numerous competitions, and attending the outings and workshops held throughout this time.

I thank those club members more knowledgeable than I for allowing me to ask what might appear to some, as a dumb question, but the spirit and friendliness in which those people responded I soon realized there was no such thing as a dumb question.

Throughout this year I have spent some time in getting to know Elements 8 and the great book written by Scott Kelby - a book I can thoroughly recommend for those like myself that wish to come to grips with wanting to understand the intricacies of this program and what it can do. Recently my desire to submit an entry into the last competition led me into exploring the field of macro/still life photography and the whole art and science of studio lighting. This in turn led me to a website filled with tips on how to make 'snoots', 'continuous light soft boxes' and all that good stuff. For those that enjoy the challenge in making such things rather than purchasing it, I can recommend this website. It is called DIY Photography at www.diyphotography.net

So to all that attend Images Alberta Camera Club, the Executive and the Board of Directors my thanks to you all for making the two years with the club most educational and enjoyable. I wish everyone a Happy, Healthy and Prosperous New Year and Long May Your Creative Juices Flow.

January 2011

Volume 35 - 05

IMAGES ALBERTA
CAMERA CLUB

Edmonton, Alberta



Page 3

Pet Giraffe © Fred Rushworth
Ice On Whyte—Go early while sculptors are still working!

January 2011

Volume 35 - 05

IMAGES ALBERTA
CAMERA CLUB

Edmonton, Alberta



Page 4

© Quincey Deters

New Year's Resolutions!

By Quincey Deters

I am really looking forward to the new year and all the adventures that lie ahead. I have many expectations of myself for the coming year, as I am sure most of you do. I try not to put too much pressure on myself as I find that if I make too many resolutions, it sometimes turns out to be more of a disappointment. I would rather feel accomplished and proud than discouraged or disappointed.

Last year I started the year with one main resolution ~ To get published. That wish came true when I won the Grand Prize, as well as the Third Place Honourable Mention, in the Spring Photo Contest in Outdoor Photography Canada (OPC) magazine where they published both photos. The theme was 'Human Impact On The Environment'. I was so happy when I received the email saying I had won. It was crazy! I had done it! I had achieved my goal!!

Although I had one main resolution to accomplish within the year, throughout the year I put forth monthly resolutions for myself. No matter how big or small I set goals for myself that would benefit me in some way. In some instances my goals were health related and it felt good to accomplish these monthly goals and stick to them long after their original conception. Other months my goals were completely photography related. It was anything from photographing bugs in July, to setting keywords in September, and onto updating my website in October. In fact, I remember resolving to join this Camera Club in January of last year! It really has been a great year!! You are all wonderful!

For the month of November I started a 1-A-Day Project in order to get focused and deal with all the images I have taken. After months and months and months of constant shooting, I had to do something to try to get a grip on the situation. This project was my answer. It has been a little time consuming. I know you are thinking —it is *only one photo a day*, but it really does take persistence to make the time, sit down, and actually do it. I have good willpower and I hate to fail myself so I made a point of doing this project and I am so glad I did. Not only did I find that I have some amazing images that I truly love, I discovered that other people love them too. I have my 1-A-Day gallery on my website at SmugMug where they also have communities you can showcase your works. I joined the Daily Photo community shortly after starting this project and I have to tell you that I have had amazing results on the number of people viewing my stuff – it is fantastic and very encouraging. I am continuing this project and continue to get something done every day, or close to it. Every accomplished goal has amazing rewards.

So with the new year well under way, I have started a list of things that I want to accomplish this year. I plan to tackle most of them monthly when the timing is right. I am aiming high this year, my main resolution this year is to publish an article with my photos.! And in order to keep my writing skills fresh I am also resolving to write more articles for the Imagery Newsletter. Some of my other photography goals for this year include doing a self portrait, key-wording all my photos, deleting all the bad ones, and more than anything, I really want to start making some money from my photos. In order to do this and have a better understanding of the business, I am reading John Shaw's Business of Nature Photography.

Again, Happy New Year! I look forward to another year of amazing images!! I hope this gives you a few ideas for 'photographic resolutions' for your New Year.



OPC-Grand Prize Winner
© Quincey Deters



OPC-3rd Place Honourable Mention
© Quincey Deters



Click photo to link to Quincey's 1-A-Day

Winter Wonderland at the Alberta Legislature

By Quincey Deters

The snow was glistening on December 11th when a couple of mitt-fuls of club members braved the cold temperatures at the Alberta Legislature grounds. The lights were strung with care, offering us an awesome display of festive colours. There is something so majestic and historic about the Legislature building. An iconic symbol of Edmonton, and Alberta, the Legislature is a beautiful capture at any time of year but it is truly a winter wonderland during the Christmas season.



'Winter Wonderland' (c) Quincey Deters

On this particular evening, the building seemed to be alive. The clouds were dancing around like glorious rays of light, rarely obstructing the perfect crescent moon that was perched in the top right corner of the frame. I could have sworn I heard my camera sing out when I first captured this beautiful scene. Even with the cold temperatures, about -20 with some wind, it was a perfect evening for night images.

It is no fun shooting when you are cold and uncomfortable so it is very important that you wear the proper clothing. Dress for success!! I highly recommend using hand and toe warmers to ensure that these winter shoots are more enjoyable. Also remember to keep your batteries close to your body to keep them warm. Look for places to warm-up, if available, and remember that drastic changes in temperature will affect your equipment to some degree. I will often put my camera back in the bag before I go into a warmer area, in order to reduce any moisture build-up that may occur. When it is really cold you may find that your camera starts acting differently or is not working properly. That is a good indication it is time to go warm-up both you and your camera.

If you have not had a chance to get out and photograph the lights at the Legislature, you still have time. The winter wonderland of outdoor light displays will run until January 14, 2011. It is truly beautiful and the grounds are filled with the holiday spirit.

Nativity Scenes Outing - December 18

By Wendy Royer

While the snow was piled high outside, inside the West End Christian Reform Church 15 club members were warmly welcomed. A visual feast awaited the photographers as over 630 diverse nativity scenes filled the grand foyer and spilled over into the congregational area; the scenes all competing for our camera's attention.



'Nativity Scene' © Wendy Royer

The nativities varied in size from miniscule to life size and offered incredible cultural diversity. Fabric, wood, glass, clay, metal and gingerbread were but a few of the materials used to create these incredible displays. No two were the same – amazing.

As a fairly new photographer, I found some of the displays challenging to shoot. Finding the right angle to capture a burnished metal sculpture, which cast a shadow on the wall behind it, was interesting as was capturing the scenes behind glass. People were using tripods, reflectors and flashlights as tools to achieve the desired images.

Undoubtedly some of the shots will show up in the club competitions and in the portfolios of the members who had this wonderful Christmas experience.

Many thanks to Calvin Binnema for coordinating this outing and for Bill Vanden Born's gracious hospitality and offerings of coffee and snacks.

January 2011

Volume 35 - 05

IMAGES ALBERTA
CAMERA CLUB

Edmonton, Alberta



Page 5

'Tire Swing © Fred Rushworth

January 2011

Volume 35 - 05

IMAGES ALBERTA
CAMERA CLUB

Edmonton, Alberta



\$166

Raised

For the

Edmonton

Christmas

Bureau:

- collected at our
December meeting.

This is the eleventh
year that IACC has
collected monetary

donations for the

Edmonton

Christmas Bureau.

Page 6

2010—2011 Program

Karrie Daly: Program Chair



| | |
|--------|--|
| Jan 13 | GUEST SPEAKER: Michael James MEMBER SHOWCASE: Bob Bittner |
| Feb 10 | GUEST SPEAKER: Brian Gavriloff—Edmonton Journal Photographer MEMBER SHOWCASE: Emogene |
| Mar 10 | GUEST SPEAKER: Marc Cherniwchan MEMBER SHOWCASE: Carol Rusinek: Utah Spring |
| May 12 | GUEST SPEAKER: NAIT Student MEMBER SHOWCASE: Karrie Daly: This 'n That |
| May 26 | IACC AGM (Annual General Meeting) 6:30PM Year-end Potluck Dinner Annual General Meeting Annual Competition Awards |

Competition Themes and Dates

By Mary Wagner—Competitions Chair

Full competition details on website : <http://www.imagesalberta.ca/program/competitions/>



| Theme | Competition Date | Registration Cutoff (by 8 p.m.) |
|---|------------------|---------------------------------|
| OPEN | January 27 | January 23 |
| Eye (s) | February 24 | February 20 |
| OPEN | March 24 | March 20 |
| Turbulence | April 14 | April 10 |
| President's Challenge & Annual Competition | Apr 28 | Apr 24 |
| President's Challenge Theme .. "My Obsession" | | |

Larry Louie – 2010 Travel Photographer Of The Year

By Fred Rushworth

Larry Louie is no stranger to the members of Images Alberta Camera Club who are proud to mention that he was one time a member here. His skill with the camera combined with his passion as a humanitarian give him the ability to reveal the lives of remote indigenous people, and document social issues around the world.

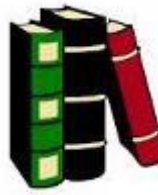
Travel Photographer Of the Year (TPOTY) is run by photographers for photographers, judged by renowned photography experts and the competition is open to amateur and professional alike. This is only the latest of many awards for Larry, he has received over 20 international photographic awards in the last 3 years. He has had a solo exhibition 'Vanishing Cultures' at the Royal Alberta Museum and exhibited in London, England, Madrid Spain, as well as throughout the USA.

Larry has used his photography as a platform to highlight and support Seva Canada's Vision 20/20 Goal, the global initiative for the elimination of preventable and avoidable blindness in the world by year 2020. You can own copies of his award winning photographs while assisting his fundraising efforts through the purchase of his Fine Art Calendar, at his offices located at 10634-124 Street in Edmonton. Larry has also produced three books of his images as a fundraiser for Seva. They are available through the on-demand publisher BLURB. Please see his website for the links and preview the books.

Larry Louie's website : <http://www.larrylouie.com/index.php>

A link to his publications: <http://www.larrylouie.com/publications.php>

Travel Photographer Of The Year winners : <http://www.tpoty.com/2010/winners/gallerytpoty2010.html>



Workshops

By Gerry Wirun, Workshops Chair

You must be a paid IACC member **and sign-up** to attend Workshops.

Sign-up forms are usually available a couple of meetings ahead of the workshop and are

| | |
|---|--|
| Saturday, Jan. 15, 2011, 1pm - 3:30pm, | Creative Composition - Shoot and Show" Skilled photographer and teacher, Mufty Mathewson will host this excellent learning and photo op. After a short seminar, you're out in the field to practice some of the techniques demonstrated, then back with Mufty for a valuable evaluation and critique of your images. Limit: 15 participants, |
| Sunday, Jan. 16, 2011 1pm - 3 pm | Basic Photo Editing And Image Enhancement For Beginners" Sponsored by the Woodvale Community League, IACC member Barry Headrick www.barryheadrickphotos.ca will present a seminar on basic photo editing and image enhancement for beginners, using Adobe Lightroom 3, and covering topics such as workflow, basic editing, raw conversion, file management, image input, output to the web, and others. Limit: 6 participants |
| Sunday, January 23, 2011, 1pm - 4pm, | "Do Not Delete - It's Art" Save those "trashy" images to use in Photoshop to create stunning semi/abstract images. Hands on with your own images, Colette Panaioti, www.clpimageri.ca will show how to flip, blend and enhance previous unusable pictures to create a kaleidoscope of creativity. Limit 10 participants |
| Sunday, February 6, 2011 1pm - 3pm, | "Lightrein- A New Leash on Light" Consultant Monty Noyes will demo the Lightrein lighting products and studio accessories, with a live model, in their Edmonton studio and production facility. Supplying professional photographers worldwide for decades, Lightrein is an icon in the Edmonton photo industry. Limit: 20 participants. |
| Sunday, February 13, 2011 1pm - 4pm. | "Wide Format Art Prints at Home" Colin Vince, print artist, www.itslikeart.ca will print your own images, (materials cost only), on his personal 24" wide home printer. Learn about large format printer technology, technical details, costs, printer/ink choices, presentation options, fine art papers, canvas, and other media. Limit: 6 participants. |
| Sunday, February 27,2011 1pm - 4 pm, | "5 Minutes to Impact" Acclaimed photographer and IACC member Bob Bittner will demo some of his techniques on how to create images with impact in about 5 minutes. Bring a laptop and a couple of your own images and follow along. Bob's website: http://www.blueonbluephotography.com Limit: 6 participants. Co-sponsored by the Woodvale Community League http://www.woodvale.org/index.html |
| SPECIAL ! | Lightrein Edmonton Rental Special It's an awesome deal - \$25 for a full weekend rental of a studio light and accessories, and instructions on use. (normally \$75). Check it out. http://www.lightrein.ca/content/lightrein/rental_promo.html |

Subjects/models needed for workshop shoots. We're looking for 2-3 couples and/or families/children, for upcoming studio or environmental lifestyle shoots. No experience necessary. We also need 2-3 babies born in Sept./Oct./Nov. for a baby photo workshop next Jan/Feb. Contact Gerry 780-456-2717 for details.

January 2011

Volume 35 - 05

**IMAGES ALBERTA
CAMERA CLUB**

Edmonton, Alberta

Basic Courtesies for Workshops

- **LET THE LEADER KNOW IF YOU ARE UNABLE TO ATTEND**
- Arrive a little early so the workshop can start on time
- Dress for the weather
- Bring goodies to share
- Offer to clean up

Volunteer to write an article for our [newsletter](#)

Freeman Patterson speaking on "Gardening With What You Have"

Foothills Camera Club and the Camera Store Present

Freeman Patterson In Calgary

Wednesday Feb 2, 2011 at 8 - 10 PM.

Ramada Hotel - Ballroom - 708 8 Ave SW Calgary, AB

Cost: \$35.00

Tickets available through [The Camera Store](#) or Toll Free: 1-888-539-9397

On the evening of February 2nd, Freeman will show and describe some of his amazing photographs and describe the fields, forest and bog of his home at Shamper's Bluff in New Brunswick. The theme for the presentation is "Gardening With What You Have".


Freeman says: "I am forever gardening in my imagination. Have you ever met a gardener who isn't? I don't mean creating scenarios that we would like to reproduce in the physical world, but gardens we never can and probably nobody else can either - even if our financial resources were unlimited and our patience endless. But, perhaps we will draw or paint our imaginary gardens or in my case, create them as photographs."

COMPETITION RESULTS

| | Small Print | |
|---|------------------|------------------|
| 1 | Wavy Ground | Bill Vanden Born |
| 2 | Vineyard | Carol Rusinek |
| 3 | Vapor Trails | Sieg Koslowski |
| 3 | City Reflections | Carol Rusinek |



'Vapor Trails' © Sieg Koslowski



'City Reflections' © Carol Rusinek



'Vineyard' © Carol Rusinek



'Wavy Ground' © Bill Vanden Born

COMPETITION RESULTS cont.....


| | Digital | |
|---|-------------------------|-----------------|
| 1 | <i>On Grandin Pond</i> | Derald Lobay |
| 2 | <i>Door Handle</i> | Rae Emogene |
| 3 | <i>Wide Open Spaces</i> | Quincey Deters |
| 3 | <i>Tulip Abstract</i> | Linda Treleaven |
| 3 | <i>Seen Better Days</i> | Derald Lobay |



'Door Handle' © Rae Emogene



'Wide Open Spaces' © Quincey Deters



'Tulip Abstract' © Linda Treleaven



'On Grandin Pond' © Derald Lobay



'Seen Better Days' © Derald Lobay

**Linda Treleaven's
Tulip Abstract
also wins at PPSOP**

Linda's Tulip Abstract (bottom, left) Placed 3rd in competition at PPSOP (Picture Perfect School of Photography) for their December "Close-up" theme. She was excited to receive the email as this is an international competition. She is anxiously waiting to find out the amount of her prize. The link to view to the winning entries is :
http://www.ppsop.net/contest_winners7.sapx

You may have heard of Bryan Peterson (who has written several books); he is the one who started the school. Linda took their online flower photography course last spring and was very impressed with the quality of the course work. She says 'You can sign up for their e-mails which always have interesting stuff at www.ppsop.com'

January 2011

Volume 35 - 05

IMAGES ALBERTA
CAMERA CLUB
Edmonton, Alberta

**D
I
A
G
O
N
A
L**

COMPETITION RESULTS cont.....


| | Monochrome | |
|---|--------------------------|-----------------|
| 1 | <i>Path To The Top</i> | Wendy Royer |
| 2 | <i>High Level Bridge</i> | Rae Emogene |
| 3 | <i>Up And Up</i> | Zbigniew Gortel |



'High Level Bridge' © Rae Emogene



'Up And Up' © Zbigniew Gortel



'Path To The Top' © Wendy Royer

| | Large | |
|---|-----------------------------|------------------|
| 1 | <i>Stonehenge</i> | Sieg Koslowski |
| 2 | <i>Japanese Lantern</i> | Bill Vanden Born |
| 3 | <i>Snail's Pace</i> | Nikki Munro |
| 3 | <i>All About The Chrome</i> | Emogene |



'Stonehenge' © Sieg Koslowski



'Japanese Lantern' © Bill Vanden Born



'Snail's Pace' © Nikki Munro



'All About The Chrome' © Rae Emogene

COMPETITION RESULTS cont.....

| | Medium Print | |
|---|---------------|----------------|
| 1 | Wind Sailing | Sieg Koslowski |
| 2 | Snowy Steps | Wendy Royer |
| 2 | Pop The Cork | Jian Guan |
| 3 | Magic Colours | Darlene Young |



'Wind Sailing' © Sieg Koslowski



'Snowy Steps' © Wendy Royer



'Magic Colours' © Darlene Young



'Pop The Cork' © Jian Guan

David Baine's exhibit 'Photo Abstracts' runs January 8 to March 13 at McMullen Gallery. Main floor University Of Alberta, 8440 112st. Gallery hours are Mon-Fri 10am-8pm, Weekends 11am-5pm.

Last Word

By Fred Rushworth

It amazes me each month how I start with a dozen blank pages on the screen and watch the newsletter grow day by day as members contribute their articles from the latest outing or workshop or drop-in with an article of interest. Suddenly the pages are full of great reading and images and I look to trim articles or add pages.

A few things got left on the table this month, pushed aside for next issue. I will give you a look at the masterful montage photographs created in 1870's Montreal by William Notman. These montages created grand scale outdoor crowd scenes in an era of photography that required exposure times that could be minutes. He achieved these complex creations by combining hundreds of individually posed studio shots with the location photograph. Against that technology I will be moving forward 14 decades to show the work of a NAIT photography student whose term project was the creation of movie posters to showcase her photographic and editing skills.

Until next month—Enjoy!

January 2011

Volume 35 - 05

IMAGES ALBERTA
CAMERA CLUB

Edmonton, Alberta

**D
I
A
G
O
N
A
L**

January 2011

Volume 35 - 05

IMAGES ALBERTA
CAMERA CLUB

Edmonton, Alberta

I
A
C
C



Page 12

"Drop" By Jian Guan

IMAGES ALBERTA Board of Directors 2010-2011



EXECUTIVE:

| | | |
|------------------|---|--------------|
| President | Scott Henderson president@imagesalberta.ca | 780.231.0950 |
| Vice - President | David Aldana vice-president@imagesalberta.ca | withheld |
| Secretary | Lorraine Stephanyshyn secretary@imagesalberta.ca | 780.464.0828 |
| Treasurer | Jason Badry treasurer@imagesalberta.ca | 780.498.6258 |

BOARD :

| | | |
|--------------|--|----------------|
| Competitions | Mary Wagner competitions@imagesalberta.ca | 1.780.674.3923 |
| Equipment | Steve Sutphen equipment@imagesalberta.ca | 780.492.4768 |
| Historian | Mufty Mathewson historian@imagesalberta.ca | 780.452.6224 |
| Imagery | Fred Rushworth imagery@imagesalberta.ca | 780.461.9315 |
| Editor | Linda Treleaven membership@imagesalberta.ca | 780.640.3467 |
| Outings | Calvin Binnema outings@imagesalberta.ca | 780.478.5262 |
| Program | Karrie Daly program@imagesalberta.ca | 780.920.2102 |
| Social | Bob Royer social@imagesalberta.ca | 780.425.2462 |
| Webmaster | Rae Emogene webmaster@imagesalberta.ca | 780.469.6545 |
| Workshops | Gerry Wirun workshops@imagesalberta.ca | 780.456.2717 |

CLUB MEETINGS

Meetings are held at 8:00pm
on the 2nd and 4th Thursday
of each month
from September to May.

Pleasantview Community Hall
10860 - 57 Avenue
Edmonton, AB

Visitors are welcome to attend two
meetings to determine if

Images Alberta Camera Club
is the club they wish to join.

To compete in the monthly
competitions or attend outings or
workshops, you must be
a paid member of IACC.

Mailing Address:

Images Alberta Camera Club
PO Box 29015 RPO Lendrum
Edmonton, Alberta T6H 5Z6

IACC WEB SITE

www.imagesalberta.ca

We encourage all members
to submit samples of their work to
webmaster@imagesalberta.ca

IACC NEWSLETTER

Please submit articles
and images to
Fred Rushworth
imagery@imagesalberta.ca

Next Edition: Feb 10/11
Submission Deadline: Feb 01/11

Copyright

All material contained in this
newsletter is copyright of
the authors (unless otherwise
specified) and may not be
reproduced without permission.



ASSOCIATE MEMBERSHIPS

Canadian Association for Photographic Arts (CAPA)

www.capacanada.ca

Photographic Society of America (PSA)

www.psa-photo.org

