



imagery



IMAGES ALBERTA CAMERA CLUB

Edmonton, Alberta

November 2009

Volume 34 - 03

INSIDE THIS ISSUE:

Monthly Competition Themes	2
Clifford E. Lee Outing	2
Hawrelak Mentored Workshop	3
Outings Schedule	4
Workshops	5
Mini Workshops	5
2009/10 Program	6
Showing and Glowing	7
President's Message & Tip—Histograms	8
Alden's Outing	10
PSA Conference	10
Competition Results and Images	11
Love at Images	14
Contact Info	16

NEXT CLUB MEETINGS (Pleasantview Community Hall, 10860 - 57 Avenue, Edmonton)

NOVEMBER 2009

S	M	T	W	T	F	S
1	2	3	4	5	6	7
8	9	10	11	12	13	14
15	16	17	18	19	20	21
22	23	24	25	26	27	28
29	30					

DECEMBER 2009

S	M	T	W	T	F	S
		1	2	3	4	5
6	7	8	9	10	11	12
13	14	15	16	17	18	19
20	21	22	23	24	25	26
27	28	29	30	31		

Meetings are held on the 2nd and 4th Thursday of each month from September to May (except December when there is only one meeting on the 2nd Thursday).

Photography is like a grown up version of being a kid at Christmas...

By Karrie Daly

The toys and gadgets one can add to their arsenal in pursuit of taking and or making great photographs are ever increasing. Oct. 8, Shawn Simpson, the manager from Don's Photo west store, treated us to a presentation of some of these gadgets. From the new Canon 7D body, the Nikon 70-200 lens, geo caching and GPS devices, TTL flash mechanisms and an array of other items. It was a very educational and informative presentation and many questions were asked and answered.



Photo by Fred Rushworth

With technology advancing at break neck speed, the tenets of photography will remain the same.... capturing and developing memorable or unique moments, but the modes in which we do so will ever be changing. Whether you are a novice or professional check out Don's Photo west where Shawn and his staff will be pleased to help you out.... that stocking season isn't so far away!

We Remember?

By Richard Perron

Is one day of Remembrance enough to honour our fallen service men and women? Their sacrifices shaped this country into what we now call Canada.

How is it that History lessons taught in school and the battlefield are remembered only one day a year and only by a few?



Photos by Richard Perron





REMINDER: Wet/Muddy Footwear

You must remove wet/muddy footwear before coming into the hall. If you bring a plastic bag for your boots and kept them under your chair it would really ease the congestion.



Monthly Competition Themes 2009-2010

NOV 26, 2009	OPEN	MAR 25, 2010	OPEN
DEC 10, 2009	Games: Other Than Sports	Apr 08, 2010	Wheels
JAN 28, 2010	OPEN	Apr 22, 2010	Annual Competition & President's Challenge Theme "Forensic".
FEB 25 2010	Motion		

The monthly themes are the same for each of the categories (Slide, Digital, Small Print, Medium Colour Print, Large Colour Print and Monochrome Print). Members may submit up to 2 images in each category.

You must have be a paid member to compete as of the most recent regular meeting. Prints, slides must be pre-registered and digital images received by 8 p.m. on the Tuesday night of the completion week. Complete guidelines for each category, contact phone number or email addresses are listed on the Competitions Page on the IACC website (www.imagesab.com).

Clifford E. Lee Outing

By Calvin Binnema

On October 24, under a cloudless sky and calm conditions IACC members began arriving at the Clifford E. Lee Nature Sanctuary for our scheduled photographic outing. About 18 members were expected, but by 8:15 still only 8 had arrived. Late-comers brought our total to 10.

The morning was to be one of changing conditions which challenged our collective creativity. Pre-dawn skies revealed brilliant Venus to the east while other planets from the recent planetary conjunction were no longer visible. Our cameras were kept at bay until the sun rose, providing backlight and sidelight onto frost-fringed foliage. Most of us were crowded in one area at the start to take advantage of this short-lived situation. Frost melted, the clouds gathered, and photographers scattered to other areas for more macro work featuring coloured leaves, plant stalks and interesting patterns in the trees.

The rising wind made macro increasingly difficult, but gave opportunity to using slower shutter speeds to allow the wind to paint our pixel canvases with larch branches or rose hips. Fast moving cumulus clouds made for intriguing wide-angle shots that included a lot of sky. The sky shots became less interesting when it became overcast, but the flat lighting allowed for attempts to play with subtle variations in colour, texture, and light. By noon, most participants had met their goals, or needed to move on to other activities in their day.



The outing also provided opportunities for more experienced members to pass on technical and artistic tips to novice photographers. As always, thanks to Carol for organizing this outing and for inspiring the rest of us to make this an enjoyable event.

Hawrelak Park Mentor Shoot

By Vincent Eyben

A golden opportunity on a Sunday afternoon – this is what happens when mentors decide to share their skill, creativity, expertise, and enthusiasm with fellow IACC members. The “Field Basic Mentor Shoot” took place at Hawrelak Park on a relatively bright day that had the portraiture people seeking perfect shade. Ample time was given during the afternoon for participants in wildlife, scenic/landscape, and “people” sessions to seek out information from skilled mentors.

I was involved in the portrait shoot led by Barry Headrick. It was such an informative and practical few hours. Barry provided an excellent overview of outdoor portraiture and the basic field equipment required to make the best of every photographic situation. Our group was very fortunate to have a number of mentors. As a result, information was readily available and the educational facet of the session greatly enhanced.

Mentors in every group were informative, thoughtful and encouraging; a clear indication that they are truly wild about capturing images.

A huge thank-you to our mentors and organizers!




Photo Courtesy Vincent Eyben

Hawrelak Park Mentor Shoot

By Melanie Cassey

WOW, my first outing with IACC, and to be quite honest I was a little nervous. I had attended a couple of meetings, but this was different. I wasn't sure what to bring. Should I bring all my lenses? Should I bring a tripod? I didn't know anyone, and what if I asked a completely ridiculous question. All my worries were soon forgotten. The weather was beautiful, 7°C, some clouds and the sun was shining. We met at the pavilion, 20 enthusiastic people, eager to take photographs and ready to pick our mentors' brains. Quickly I realized I wasn't alone. There were lots of first-timers there just like me.

After introductions to our mentors and topics, we divided into two groups. One group focused on Portraiture, and the other Nature and Birds. I'm not too big on birds but I thought I would give them a try. Turns out that birds can be quite interesting and rewarding subjects to photograph. Within minutes all of my initial nervousness had faded and I was bombarding Chantel, Dawne, and Shirley with all sorts of questions. “What is this light flashing for?”, “Why will my focus lights only light up on the right side of the screen?” “What can I do for this lighting situation?” In the end it turned out that many of us had lots of similar questions. So to answer my own question there were no ridiculous questions.



Photo courtesy Melanie Cassey

If you are new to the club, and photography, like me, then take advantage of these excellent workshops. I received expert answers to many of those nagging questions and I got to take some really great pictures with some really great people!

Thank you to all the mentors. What a great experience. By the way, I brought my tripod, my lenses and a thermos of coffee and made good use of them all.

November 2009

Volume 34 - 03

IMAGES ALBERTA
CAMERA CLUB

Edmonton, Alberta

“What use is having a great depth of field, if there is not an adequate depth of feeling?”

W Eugene Smith

Outings 2009 - 2010



November 2009

Volume 34 - 03

**IMAGES ALBERTA
CAMERA CLUB**

Edmonton, Alberta

“Available light is any damn light that is available!”

W Eugene Smith

You must be an IACC member to attend Outings.

Pre-registration is required and occurs at regular club meetings.

If you have a suggestion for an Outing, please contact Carol Rusinek at 780.434.0456.

CANCELLED	<p><u>Walk through Bright Nights in Hawrelak Park</u></p> <p>The Bright Nights exhibit has been cancelled .</p>
<p><i>Saturday</i> Nov 14, 2009 1 pm to 6pm</p>	<p><u>Christmas On The Square</u> Downtown Edmonton at Churchill Square. Shop at the vendors from the 104 Street City Market and then photograph the lighting of the giant Christmas tree and fireworks. The new Art Gallery is also suppose to have a lighting display</p>
<p><i>Saturday</i> Nov 28, 2009 9 am.</p>	<p><u>Salisbury Greenhouse</u> Photograph in the showroom and greenhouse. Coffee, muffins and cookies onsite for purchase. Take Wye Road to Sherwood Park. Turn right at Range Road 232. Greenhouse is located at 52337. Pre-registration necessary - maximum 15 participants.</p>
<p><i>Saturday</i> Dec 12, 2009 7 pm.</p>	<p><u>Legislature Christmas Lights</u> This is a family outing. Dress warm. There is usually hot chocolate available inside to warm you.</p>
<p><i>Saturday</i> Dec 19, 2009 Time TBA</p>	<p><u>West End Christian Reformed Church</u> Photograph over 500 nativity scenes. 10015 - 149 Street, Edmonton Pre-registration necessary - maximum 20 participants.</p>
<p><i>Saturday</i> Jan 16, 2010 10am—10pm</p>	<p><u>Ice on Whyte Festival</u> Photograph ice sculptures - award ceremonies at 2 pm 104 St and 85 Ave Admission \$2 Photo Contest Details @ http://www.iceonwhyte.ca/</p>
<p><i>Sunday</i> Jan. 17, 2010 10 am to 5 pm</p>	<p><u>Edmonton Ski Club</u> Photograph ski competitions 9613 - 96 Ave Edmonton</p>
CANCELLED	<p><u>Underground LRT Stations - CANCELLED—PHOTOGRAPHY NOT PERMITTED IN EDMONTON LRT STATIONS</u></p>
<p><i>Sat & Sun</i> Feb 20 & 21 8am—9pm</p>	<p><u>Silver Skate Festival Saturday/Sunday, All Day/Evening</u> Location: Hawrelak Park Photograph marathon skaters, snow sculptures, ice dancers and much more. No admission required. Details @ http://www.silverskatefestival.org/</p>
<p><i>Saturday</i> Feb 27 9am - 3:45pm</p>	<p><u>Ukrainian Cultural Heritage Village</u> Follow Highway 16 east to Ukrainian Village (just east of Elk Island National Park). Meet in the main building. Dress warm, this is an all day indoor/outdoor shoot. Some buildings are heated, others are not. Pre-Registration, Including Small Fee Required At Time of Sign Up.</p>
<p><i>Saturday</i> Mar 6, 2010 1pm</p>	<p><u>Wetaskiwin Snow Drags</u> Snowmobile races Location: Reynolds Museum in Wetaskiwin</p>

Workshops 2009 - 2010

by Gerry Wirun, Workshops Chair



You must be an IACC member to attend Workshops. **Pre-registration is required** and occurs at regular club meetings. If you have a suggestion for a Workshop, please contact Gerry Wirun at 780.456.2717.

November 2009

Volume 34 - 03

IMAGES ALBERTA
CAMERA CLUB

Edmonton, Alberta

Sunday Nov. 29th/09 1pm.—3pm.	Story booking With Photography by Kristi Hammond: An online demonstration on creating storybooks/albums. Bring a laptop and work with your own images. Max: 18 participants
Saturday Dec 5th/09 7pm.—10pm.	Hands-On Matte Cutting by Zbigniew W. Gortel: Learn matte cutting and tips on choosing materials/equipment. Bring one image to work with (no larger than 8 x 10). Max: 7 participants
Wednesday, Dec. 9th/09 7pm. - 9 pm.	"Low Light and Night Winter Photography", Hosted by Chantal Thorlakson, this will be a classroom style presentation by an accredited PPOC Professional photographer. Max. 15 attendance. www.nightstockphoto.com
Wednesday, Jan 13/10, 2pm - 6 pm.	"Winter Photography Field Trip", by Chantal Thorlakson Practice Chantal's techniques presented in her Dec. 13/09 workshop in a low light winter setting.. Max 15 attendees www.nightstockphoto.com
Sunday, Jan. 24/10 2pm-5pm	"Pro Secrets of Baby Photography", by baby photographer, Vance Perry. Learn tips and tricks to produce a great "baby modeling session", and create once-in-a-lifetime baby portraits. Learn about studio style portraits on location, lighting , posing, and props. Bring your camera gear to practice with the pro. Max 6 attendees

We need workshops on everything from technical to artistic, and amateur to pro. If you have any questions, comments, feedback, or if you or a friend can host a workshop please call GERRY WIRUN at 780-456-2717 or BARRY HEADRICK at 780-461-4710

Mini Workshops Presentation Schedule 2009/10

By Pat Acheson

7 PM at Pleasantview Hall unless noted! (before the meeting)

November 12	Barry Headrick	Photo Journalism
November 26	David Clayton	Sports
January 14	Gerry Harris (film)	Macro
January 28	Alvin Baragar & Leota Cummins	Flowers (Film)
February 11	Derald Lobay	Wildlife
February 25	Mufty Mathewson	Slideshows
March 11	Miriam Stanisavljevic	Creativity in Photography Part 2
March 25	Carol Rusinek	Photo - Travel
April 8	Club members (Display)	Show and Tell How you use photos

"I would that my photographs might be, not the coverage of a news event, but an indictment of war – the brutal corrupting viciousness of its doing to the minds and bodies of men; and, that my photographs might be a powerful emotional catalyst to the reasoning which would help this vile and criminal stupidity from beginning again."

- [W. Eugene Smith](#) -
of photographs during involvement in World War II, An Aperture Monograph

IMAGES ALBERTA
CAMERA CLUB

Edmonton, Alberta

“Up to and including the moment of exposure, the photographer is working in an undeniably subjective way. By his choice of technical approach, by the selection of the subject matter...and by his decision as to the exact cinematic instant of exposure, he is blending the variables of interpretation into an emotional whole.”

- W. Eugene Smith,
Time-Life - Photographers on Photography

Program 2009 - 2010

by Karrie Daly, Program Chair

Doors open at 7:15pm and meetings begin at 8:00pm unless otherwise noted.



Nov 12/09	<p>Guest Speaker: Mark & Leslie Degner “Stock Photography”</p> <p>Check out Leslie’s showcase profile in the current Fall/Winter “OUTDOOR PHOTOGRAPHY CANADA” magazine.</p> <p>Member Showcase: Bob Bittner</p>
Dec 10,/09	<p>CHRISTMAS SOCIAL EVENING: Bring a treat to share during the coffee break. No guest speaker or showcase as this is a competition night.</p>
Jan 14/10	<p>Guest Speaker: Daryl Benson</p> <p>Member Showcase: TBA</p>
Feb 04/10 Special meeting night!	<p>NEW for 2009/2010 Meet and Greet IACC Members & SWAP MEET</p> <p>Special event only open to IACC Members. Get to know other members and chat about your favourite topic - Photography! Located at the Pleasantview Community Hall. Swap and Sale of equipment by IACC members.</p>
Feb 11/10	<p>Guest Speaker: TBA</p> <p>Member Showcase: Carol Rusinek</p>
Mar 11/10	<p>Guest Speaker: Greg Harvey “Wildlife Theme</p> <p>Member Showcase: Rae Emogene “Photographic Potpourri”</p>
Apr 22/10	<p>IACC ANNUAL COMPETITIONS</p> <p>PRESIDENT’S CHALLENGE: THEME “FORENSIC”</p>
May 13/10	<p>Guest Speaker: TBA</p> <p>IACC Group Showcase.</p>
May 27/10 6:30 pm.	<p>IACC AGM (Annual General Meeting) 6:30PM Year-end Potluck Dinner Annual General Meeting Annual Competition Awards</p>

Commitment:

At recent outings and workshops, members and presenters have waited patiently for people who have signed up for the event but never showed up. In one case, less than a third of those that had signed up actually attended. Some of these events were booked at full capacity and others members could not attend because the maximum participants were registered. If your plans change, please notify the workshop or outing coordinator as soon as possible so others may attend and people are not standing in parking lots instead of shooting.

Showing and Glowing

Award winning members, Shows and Events

By Fred Rushworth

Our congratulations to the following IACC members for their recent published images:
Chris Kingston – “Edmonton Vibrations” – winner of PhotoLife magazine Urban Abstract Showtime competition, published October/November 2009
Laura Eccleston – “Arrival of Snow Geese” – honorable mention published in Fall Winter 2009 Outdoor Photography Canada magazine/Spring Photo Contest.

Jim Gaa is part of a 3-person show titled "Surroundings" at the Visual Arts Alberta Association located at 10215 112 St. (on the 3rd floor of the Harcourt House building). Jim's part is "Street Art" , featuring mostly painted signs and graffiti. The show runs from Nov. 26 to Dec. 19, with an opening on Nov.26 from 7:00-9:30pm.

"**With a Little Help From My Friends: A Collaborative Installation**" features 6 artists and photographers displaying over 30 works: David Baine, Richard Wear, Molly Lim, **Rae Emogene**, **Carol Rusinek** and Marc Cherniwchan. David, Richard and Marc have all been guest presenters and judges at recent IACC events. Image subject matter is quite varied with wildlife, landscape, abstract/textural, and examples of themed portraiture and one light painting are included. Sizes of individual images vary to over 7 feet in length. The exhibit, on the 5th floor of the Grey Nuns Hospital (South Hall), runs Oct 1, 2009 to Jan 31, 2010. This exhibit is organized by Marc Cherniwchan and he would love to receive your comments at mcherniwchan@shaw.ca.

From behind the view finder to the podium, IACC member **Wendy Mathewson** has just returned from the World's Master's Games in Sydney Australia with 3 gold medals for her performance in the pool. Wendy swims as a SWAD (swimmer with a disability). Wendy often uses photography to help her with her communication difficulties, "showing" what she is trying to convey rather than "telling" as do many people in the brain injury community here in Edmonton.



Photo courtesy Muffy Mathewson

Out in the community, **Carol Rusinek**, **Muffy Mathewson** and **Colette Panaioti** will be presenting an evening called "**Taking Great Photos**" at the Riverbend Branch of the Edmonton Public Library on Tuesday November 17th 2009 at 7 PM. The word is that it is filling up fast so if you are interested in seeing how these three club members put on a program, sign up quickly.

"**Then and Now**" exhibit at the Alberta Provincial Archives, 8555 Roper Road opened November 5 and runs until January 29, 2010. 21 IACC members selected images from the archives' collection and reshot the scene or theme showing the cultural and lifestyle changes that have occurred over the decades.



Photo courtesy Carol Rusinek

Kudos for your vision and interpretation to Zibignew Gortel, Bonnie McLay, Carol Rusinek, Derald Lobay, Dianne Fuson, Fred Rushworth, Gerry Wirun, Karrie Daly, LaVerne Phinney, Lorraine Stephanyshyn, Muffy Mathewson, Rae Emogene, Sheila Holzer, Chris Kingston, Marika Smith, Joan Tuckey, Tonikka Jackman-Mott, Brian Hudson, Rosalind Hanks, Tina Cho and Genevieve Goggin.

A special thanks to the Provincial Archives, Jessica King for her time organizing this with us and the other staff members for the professional presentation of our prints and for the opportunity to share them with the community. We are in your debt!

November 2009

Volume 34 - 03

IMAGES ALBERTA
CAMERA CLUB

Edmonton, Alberta

"The world just does not fit conveniently into the format of a 35mm camera."

W. Eugene Smith

"I've never made any picture, good or bad, without paying for it in emotional turmoil."

W. Eugene Smith

President's Message (Tip) – How to use Histograms

By Scott Henderson

After giving my tips and tricks presentation last month, I had a few people ask me about how to use image histograms. Given the importance of these tools, I'm dedicating my President's Message this month to histograms.

An image histogram is basically a bar chart with vertical bars except the bars are so thin you can't see them individually. Each vertical bar counts how many pixels in your image have a certain tone. A bar on the very left side of the histogram counts how many pure black pixels your image contains. A bar on the very right side counts how many pure white pixels your image contains. Each bar between these two extremes counts how many pixels have a tonal value of a particular shade of gray.

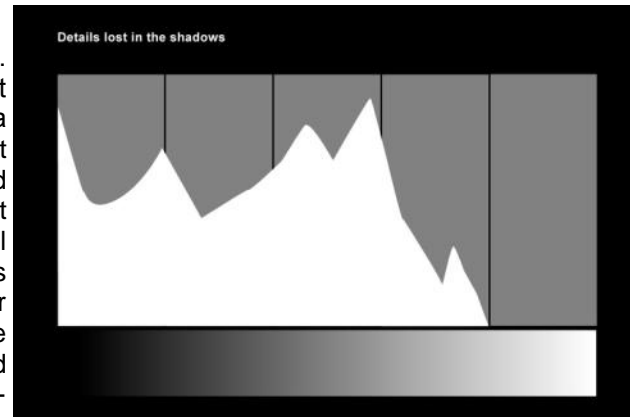
Most digital cameras allow you to view an image histogram when reviewing images, but you often have to enable this feature. Once enabled, when you review an image on your LCD, the camera will draw the histogram for that image on the corner of the display.

So why would you want to do this? The main reason for using a histogram is to judge the exposure of your image. How an image appears on an LCD display can vary greatly depending on the display brightness setting and how bright the light is around you. For example, most LCD displays can look very dark if you're in a bright environment (like outside in the snow). Because of this, using your LCD to determine if you got the exposure you wanted is risky. An image could look great on a camera's LCD, but the bright regions of that image could be overexposed, and the dark regions could be underexposed, and you'd never know it. Using the histogram to judge your exposure eliminates these problems.

The most important parts of an image histogram are the far left side (pure black) and the far right side (pure white).

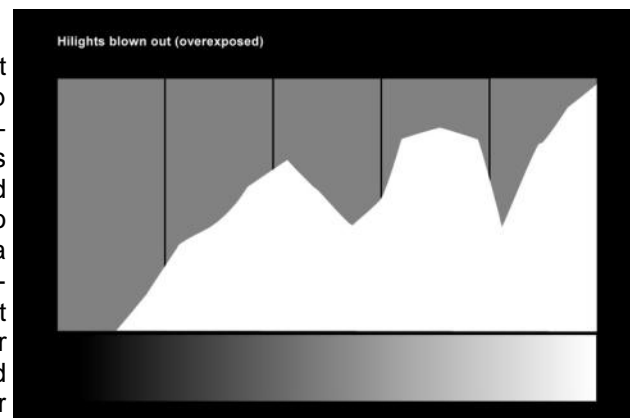
If your histogram looks like this:

...then you've underexposed your image. See how the pixels "pile up" on the very left side of the histogram? That's because a large number of the pixels in your shot were underexposed, and were all recorded as black or nearly black. The fact that there's that big gap between the pixel graph and the right side of the chart proves that had you let in a bit more light, either with a longer exposure or a lower aperture setting. Your camera would have handled it without overexposing anything in the image.



Now let's look at the opposite situation:

Now, the pixels have piled up on the right (white) end of the chart and we have a gap on the left. In this shot, we've now overexposed, or "blown-out" our highlights. If this were a landscape shot, the clouds would be pure white blotches on the sky, with no details. Often, when a digital camera shows a shot like this, it blinks the overexposed parts between black and white, to let you know that you've overexposed your shot. Letting in less light could have saved those highlights without losing your shadow details.



Histogram graphics created by Scott Henderson

How to use Histograms...continued

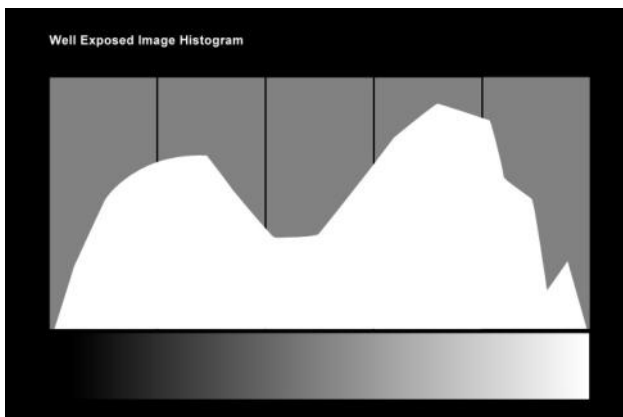
November 2009

Volume 34 - 03

IMAGES ALBERTA
CAMERA CLUB

Edmonton, Alberta

Here's what a perfectly exposed histogram could look like:

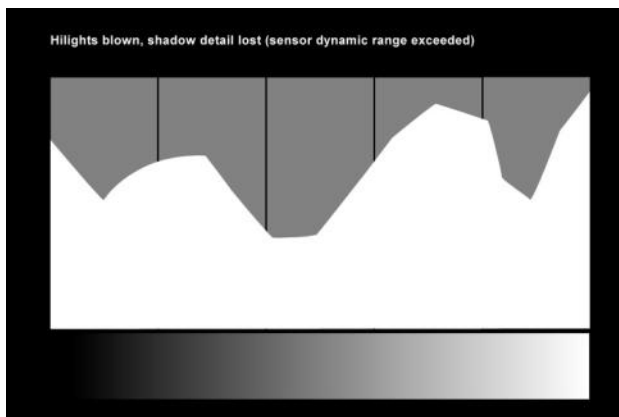


Notice that the pixels haven't piled up on either end of the chart. There's actually a very small gap there at each end, showing that none of the pixels have become pure black or pure white. With a histogram like this, you can say with confidence that all the information that exists in the view in front of your camera, from the details in the bright areas to the details in the shadows, has been captured in your image. If you later decide to do some processing on this image on your computer, you'll have a lot of flexibility because all the information is there. Try

the same thing with one of the over or underexposed shots, and you'll find that those big areas of white and black are missing their details, and there's nothing you can do to bring them back.

The final situation you may see in a histogram is this one:

This shot is both over and underexposed at the same time! Here, many of the pixels were burned out to pure white (the pile on the right side) and many were underexposed to pure black (the pile on the left side). So what do you do now?



The simplest solution is to change your exposure until your highlights are okay and sacrifice detail in the dark areas. People are used to the idea that some dark areas can't be seen into, but we're not used to bright areas we can't see into unless we're looking straight at the Sun. This approach will lose shadow detail, but can still produce very usable shots, especially if you do some curves adjustments afterwards to brighten up the dark areas.

Another approach is to darken those highlights before they enter your camera by using a filter. For example, in landscapes you can use a neutral density gradient filter to darken the sky of a photograph but not the ground. This can compress the range of brightness in your photo so that it can all fit into the range of your histogram, allowing you to create a well exposed shot with no information loss.

A third approach is to take multiple shots with different exposures, then combine them to create a single image with all the information in it. This is called HDR, which stands for high dynamic range photography. It can produce stunningly realistic results, or very strange results, depending on how well you use your software to merge the images.

Next time you're shooting, turn on that histogram, and experiment! Overexpose some shots, underexpose some, and see what the histogram does. Get used to using your histogram, and you'll soon be hooked on this powerful tool!

"...and each time I pressed the shutter release it was a shouted condemnation hurled with the hope that the picture might survive through the years, with the hope that they might echo through the minds of men in the future - causing them caution and remembrance and realization. "

W. Eugene Smith

"The photographer must bear the responsibility for his work and its effect ...[for] photographic journalism, because of its tremendous audience reached by publications using it, has more influence on public thinking than any other branch of photography."

W. Eugene Smith,

The picture history of photography: From the earliest beginnings to the present day by Peter Pollack

A Day at Aldon's

by Colette Panaioti

It was another early morning to start a day of shooting. Some of us tried to get out early to check for mist. Our fearless leader claimed to have found some and hence the excuse for being a few minutes late.

Aldon's Salvage Yard is always a well attended outing. Along with many who had visited the yard before, there were many new comers in attendance.

As always, there was plenty to photograph. At times this can be overwhelming as you don't know if you should head to familiar ground (or follow someone there) or explore new territory. Even those who had the intention of shooting something new this time seemed to gravitate to a favourite spot in the yard.

Items were lost then found again. It's easy to get so involved in what you are doing that you forget about your surroundings (and where you've left your tripod or lens cap).

Equipment was shared. If you found someone with a piece of equipment you'd like to try, a friendly request and chat usually got you your chance. A few wish lists may have been lengthened on this day.

All in all, it was a lot of fun.



Photo Courtesy Colette Panaioti

75th PSA Conference

By Carol Rusinek

The Photographic Society of America held their 75th annual conference in West Yellowstone, Montana September 20 to 26. It was a great week of misty mornings, blue skies, sun and warm temperatures. With 600 registrants from the US, Canada and many other countries, this was the largest attendance in the history of PSA. Upon registration each member received a fleece hoody, cap and canvas conference bag with the 75th anniversary logo. The program was set up so that most of the presentations were in the afternoon and after 8 pm thereby allowing attendees to photograph Yellowstone National Park at sunrise and sunset. If you didn't have your own vehicle, up to 5 photo tours were available each day to different areas of the park and also into Grand Teton National Park. More than 1000 winning prints from PSA's many divisions were on display all week long, and a projector was constantly displaying the winning digital images.

Digital Imaging Classes on Photoshop Elements, Lightroom, Intermediate Photoshop, and ProShow Gold ran for 3 days. Following the afternoon sessions it was off to your room to edit the mornings shoot, or go to dinner, or rush out to shoot the sunset before the evening presentations began at 8 pm. Throughout the week the evening feature presenters were George Lepp, John and Barbara Gerlach, and Art Wolfe from USA, and Barrie Wilkins and Jill Sneesby from South Africa. Julieanne Kost presented an information packed session on Adobe Photoshop and Lightroom on Saturday morning. Each evening's feature presentation was followed by a reception with every snack or desert imaginable and time to interact with photographers from around the world.

My greatest disappointment of the conference was the lack of a Trade Show. There was no representation by Nikon, Canon, Pentax, Olympus, Sony, Epson and so on – well not completely true – Canon did have a small table with two piles of catalogues. We support these companies so why do they not have representatives with their products at a large conference like this? They sure would have done enough business to make it worth their time.

Next year's PSA conference runs October 3 – 9, 2010 in Charleston, South Carolina.

Competition Results —October 2009 : Vegetable(s)

SMALL		
1st	Lydia Goatcher	Pathway to Pumpkin Heaven
2nd	David Aldana	Green Pea
3rd	Rae Emogene	Rusty Red
3rd	Miriam Stanisavljevic	Perfect Pumpkin
MEDIUM		
1st	Lydia Goatcher	Nuthin' Like A Home Grown Tomater
2nd	Jackie Currie	Mushrooms
2nd	Mary Wagner	Hanging Together
3rd	Suzanne Goss	Glowing Cucumbers
LARGE		
1st	William Vanden Born	Misted Anise
2nd	David Aldana	Chopping Pepper
3rd	Laura Eccleston	Singularity

MONOCHROME		
1st	William Vanden Born	Red Onions
2nd	Sheila Holzer	Trio
3rd	David Aldana	Garlic Protection
DIGITAL		
1st	Artur Cegielski	Hot Hot Jalapeño
2nd	Artur Cegielski	Artichoke
3rd	David Aldana	All Terrain
SLIDE		
1st	William Vanden Born	Two Pods With Peas
2nd	Carol Rusinek	Salad
3rd	Sieg Koslowski	Cabbage Patch

November 2009

Volume 34 - 03


IMAGES ALBERTA
CAMERA CLUB

Edmonton, Alberta



"Passion is in all great searches and is necessary to all creative endeavors."

W. Eugene Smith



"Garlic Protection" by David Aldana



"Trio" by Sheila Holzer



"Artichoke" by Artur Cegielski



"Red Onions" by William Vanden Born



"In music I still prefer the minor key, and in printing I like the light coming from the dark. I like pictures that surmount the darkness, and many of my photographs are that way. It is the way I see photographically. For practical reasons, I think it looks better in print too."

W. Eugene Smith



"All Terrain" by David Aldana



"Nothin' Like a Home Grown Tomater" by Lydia Goatcher



"Two Pods with Peas" by William Vanden Born



"Hot Hot Jalapeno" by Artur Cegielski




"Glowing Cucumbers" by Suzanne Goss



"Rusty Red" by Rae Emogene



"Chopping Pepper" by David Aldana



"Green Pea" by David Aldana



"Hanging Together" by Mary Wagner



"Misted Anise by William Vanden Born



"Singularity by Laura Eccleston



Cabbage Patch by Sieg Koslowski



"Perfect Pumpkin" by Miriam Stanisavljevic



"Pathway To Pumpkin Heaven" by Lydia Goatcher

"I can't stand these damn shows on museum walls with neat little frames, where you look at the images as if they were pieces of art. I want them to be pieces of life!"

W. Eugene Smith

For Sale

Darwin Mulligan is selling a **Canon EOS 1D MK II N** : body in excellent condition, 8.2 MP, very fast 10 frames per .second. Selling to purchase MK IV. \$2500 Contact him at info@darwinmulligan.com

NAIT Scholarship Winner

By Sheila Holzer

Each year since 1995 Images Alberta Camera Club has awarded a \$300.00 Scholarship to a student in the Photographic Technology Department of the Northern Alberta Institute of Technology. The award is made available to deserving individuals who meet the following criteria: (1) is a second year student in Photographic Technology; and (2) has exhibited exceptional congeniality and helpfulness towards peers during his/her second semester in the program. Members of the class to which the recipient belongs democratically effect nomination for this highly coveted award.

The IACC Board is pleased to announce **Robert Gordon Heatley** as the winner for the year 2009.

We wish Robert success with his last year at NAIT and as Professional Photographer.

"The belief, the try, a camera and some film - the fragile weapons of my good intentions. With these I fought war."
W. Eugene Smith

Images and Weddings

by Mufty Mathewson

An historian records interesting events of the club and what could be more life changing than meeting your life-mate at Images!

Two couples met at Images and had Images photographers record their weddings.

The first couple that met at Images is Mark and Leslie Degner. In 1986 they met at the John Janzen Nature Center. Mark joined was an active member and served two terms as President. Leslie joined in 1987. She first helped Darwin Wiggitt with Competitions and then took over that position. Mark and Leslie went on a Portrait workshop where the model was a no-show so Leslie sat in. Mark was captivated and asked her out for Pizza. They had such a good time that they then planned a photo date together where they went down to Gordie Johnson's place



Photos Courtesy Mark and Leslie Degner

near Delburn, AB where he had a blind set up to photograph a Great Horned Owl. We're not sure what went on behind that blind but Leslie was terrified of heights so maybe Mark comforted her! They do have some shots of the owl but it led to a wedding on Aug 10, 1991. Gordie Johnson was the photographer for the wedding. They have shots of Leslie climbing a tree in her wedding dress on a 34 degree day. Hot stuff!



Gordie Johnson was the photographer for the wedding. They have shots of Leslie climbing a tree in her wedding dress on a 34 degree day. Hot stuff!

In 1986 Sheila Neilson bought herself an SLR camera so decided to join Images. Sheila was a very active member of the club contributing by entering competitions and becoming President. Then along came Dave Rudisuela joining about a year later. Obviously the two did some major "Outing" and "Workshops" together. They married in 1992 and kept on coming out to club. The youngest attendee to ever come to the meetings was their first child, Jeffery who came to the awards banquet in 1994 at a month old. Jolene was born two years later. Their wedding was photographed by two Images members, Larry Louis and John Del Picolo.



Photo Submitted by Dave and Sheila Rudisuela

Recently Marika Smith, one of our present members told me that she shot James Benoit's wedding just last month, so the joy goes on. Let's make more wedding history.

Let me know if you have inside knowledge or stories of photography of marriages with former club members. It does make it more and more interesting historically! ~ Mufty ~

Photoshop and Lightroom Tutorials

Tip from Carol Rusinek

Julianne Kost, Digital Imaging Evangelist for Adobe Systems, has a great website with tutorials, tips and techniques for working with Adobe Photoshop CS and Lightroom. If you can't find your answer on her site, feel free to contact her for help. www.jkost.com

Photography Required

By Fred Rushworth

I received an email last month from Dean Langille of Rangeland Media Group looking for Edmonton images for use in advertizing over the next 3 years. Rangeland Media Group and Tanner Publishing Group also publish the WHERE advertizing magazine that you often find in hotels when you are visiting.

Dean is visiting the club Nov 12 to make a short presentation during announcements and will be available during break to answer questions. Contracting to sell or license your images is a personal decision. I have been told by club members that the rates we discussed during our phone conversations are below professional rates but they are certainly more than what I see as the photographer's share from iSTOCKPHOTO or some other online micro stock agencies.

This could be a great opportunity to work with a publishing agency, add a new level to your portfolio and earn some money from your images. I think it has the potential to be a win/win opportunity for both Dean and ourselves.

I will add any updates from Thursday's meeting to this page and republish to the website as a reference.

I am attaching Dean's email below.

Thanks for arranging my opportunity to speak to the club next week.

I have a 3 year contract with the DMF Hotels in Edmonton to secure Video and Still images in and around Edmonton for various publications and websites that the hotel groups use to promote Edmonton. I am hoping your members might have some of the images needed.

For the most part, I am looking for a wide variety of styles but all images need to be of the highest calibre. Ideally some of the images could be used in future billboard campaigns, so file size could be an issue.

I am looking for images of:

Festivals

Identifiable Cityscape/ Landscape/ Venue Shots

Generic Shopping

Generic Dining

Edmonton Attractions (Telus World of Science, Northlands, Winspear etc)

Anything to do with the arts (Theatre, Music, Dance... Street Musicians, etc.)

Landmark Architectural shots

As for the purchase of the images there are many ways I can go. I can entertain outright purchase or enter into licensing agreements either by paying for each time used or in a more open time based licence. I'm open to other options that might be presented by your members as well. It has to be a win-win for everyone involved.

Where I see this going is purchasing some photography right away and commissioning over the next couple years with the photographers that are interested in the project and have a visual style that would be of benefit to my client.

Best Regards,

Dean Langille

Visual Theorist - Rangeland Media Group

Operations Manager - Tanner Publishing Group

w. (780) 628-5208

c. (780) 983-2659

f. (780) 448-0424

November 2009

Volume 34 - 03

IMAGES ALBERTA
CAMERA CLUB

Edmonton, Alberta

William Eugene Smith (December 20, 1918, - October 15, 1978)

He was an [American photojournalist](#) known for his refusal to compromise professional standards and his brutally vivid [World War II](#) photographs.

He is credited as a master of the photo essay.

In addition to photographing, Smith taught a class in photojournalism (titled "Photography Made Difficult") at New York's New School for Social Research

IMAGES ALBERTA Board of Directors 2009-2010



EXECUTIVE:

President	Scott Henderson	780.231.0950
Vice-President	Carol Rusinek	780.434.0456
Secretary	Lorraine Stephanyshyn	780.464.0828
Treasurer	Jason Badry	780.498.6258

B O A R D :

Competitions	Mary Wagner	1-780-674-3923
Equipment	Steve Sutphen	780.492.4768
Historian	Mufty Mathewson	780.452.6224
Imagery Editor	Fred Rushworth	780.461.9315
Membership	Linda Treleaven	780.640.3467
Outings	Carol Rusinek	780.434.0456
Program	Karrie Daly	780.920.2102
Social	Richard Perron	780.487.0489
Webmaster	Rae Emogene	780.469.6545
Workshops	Gerry Wirun	780.456.2717

CLUB MEETINGS

Meetings are held at 8:00pm on the 2nd and 4th Thursday of each month from September to May.

Location:
Pleasantview Community Hall
10860 - 57 Avenue
Edmonton, AB

Visitors are welcome to attend two meetings to determine if Images Alberta is the club they wish to join.

To compete in the monthly competitions or attend outings or workshops, you must be a member of IACC.

If you have any questions, please contact someone on the Board of Directors.

IACC WEB SITE

www.imagesab.com

We encourage all members to submit samples of their work to rae@emogene.ca

IACC NEWSLETTER

Please submit articles and images to Fred Rushworth imagesalberta@yahoo.ca

Next Edition: Dec 09/09
Submission Deadline: Dec 02/09

Copyright

All material contained in this newsletter is copyright of the authors (unless otherwise specified) and may not be reproduced without permission.

ASSOCIATE MEMBERSHIPS



Canadian Association for Photographic Arts (CAPA)

www.capacanada.ca

Photographic Society of America (PSA)

www.psa-photo.org

